

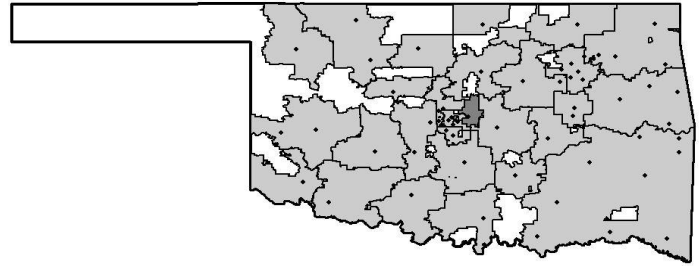
EASTERN OKLAHOMA TECHNOLOGY CENTER DISTRICT

Oklahoma's CareerTech Districts:

**4601 North Choctaw Road
Choctaw, Oklahoma 73020-9017
(405) 390-9591**

Dr. Terry Underwood, Superintendent

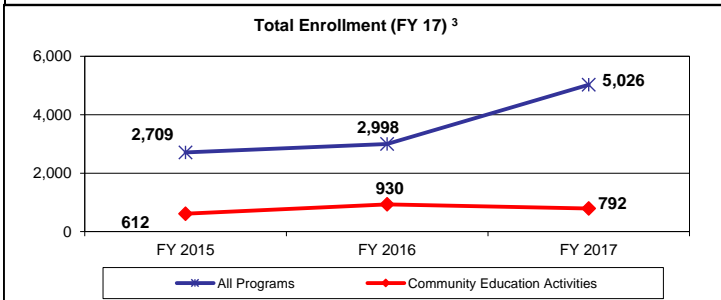
www.eoctech.edu



DISTRICT OVERVIEW

Demographic Data ³ (FY 17)		
	Technology Center District Enrollment	Technology Centers Statewide Average
Caucasian	79.5%	64.9%
African American	3.6%	9.6%
Asian	0.8%	1.5%
Hispanic	4.3%	10.0%
American Indian	11.4%	11.4%
Two or More Races	0.4%	2.7%
Highest Educational Level for Adults Age 25+		
College Degree	28.5%	26.8%
H.S. Diploma w/o College Degree	67.3%	68.3%
Less than 12th Grade Education	4.2%	4.9%
Economically Disadvantaged Full-Time Secondary Students	28.2%	61.2%

Cost Per Student ² (FY 17)	Technology Center District	Statewide
Average Cost Per FTE Enrollment in State Programs	\$9,262	\$9,838
Average Cost Per Enrollment in Bus. & Industry Programs	\$226	\$120



District Population & Partner Schools ^{1 & 3}

District population is 50,406 based on 2010 census data. School districts served are Choctaw-Nicoma Park, Harrah, Jones and Luther.

Financial Data ² (FY 17)			
	Technology Center District	Technology Center %	Statewide %
REVENUE			
General Fund Revenue			
Revenue			
Local Funds	\$4,594,840	65.4%	76.3%
Local Ad Valorem	\$3,819,857	83.1%	85.7%
Adult Tuition	\$309,385	6.7%	9.1%
Local Other	\$465,598	10.1%	5.2%
State Funds	\$1,897,036	27.0%	18.9%
Federal Funds	\$537,904	7.7%	4.8%
Total General Fund Revenue	\$7,029,780	100.0%	100.0%

Building Fund Revenue			
Total Local Revenue	\$1,830,192	100.0%	
Local Taxes	\$1,826,985	99.8%	
Local Other Sources	\$3,208	0.2%	
State	\$0	0.0%	
Federal	\$0	0.0%	
Total Building Fund Revenue	\$1,830,192	100.0%	

TOTAL REVENUE: \$8,859,973

General and Building Fund Expenditures			
Classroom Activity & Instructional Support	\$4,207,171	60.3%	60.0%
Guidance & Counseling	\$92,008	1.3%	4.9%
General Administration	\$339,100	4.9%	2.7%
General Support	\$662,269	9.5%	13.6%
Student Transportation	\$113,871	1.6%	2.7%
Operation of Plant	\$1,528,523	21.9%	15.7%
Other Services	\$36,764	0.5%	0.3%
Subtotal:	\$6,979,706	100.0%	100.0%

Additional Expenditures			
Capital Outlay	\$1,044,041		
Student Financial Aid	\$160,724		
Other Expenditures	\$955,361		
Subtotal:	\$2,160,126		
TOTAL EXPENDITURES:			\$9,139,832

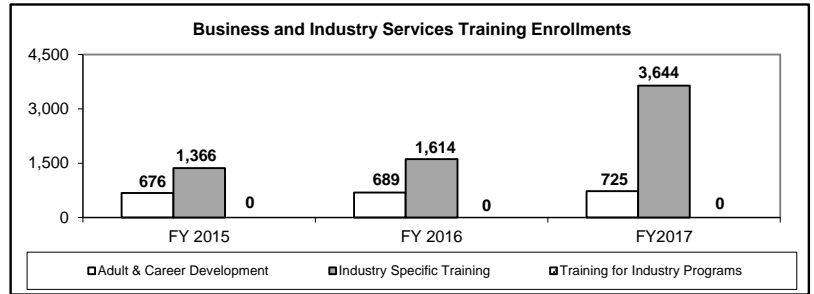
Definitions of all terms can be found in the glossary at the beginning of this document.
 Data provided by the following sources:
¹ Office of Accountability, State of Oklahoma
² Oklahoma Department of Career and Technology Education, Technology Center Services Division
³ Oklahoma Department of Career and Technology Education, Information Management Division
⁴ Oklahoma Department of Education
⁵ Technology Center

EASTERN OKLAHOMA TECHNOLOGY CENTER DISTRICT

BUSINESS AND INDUSTRY SERVICES TRAINING³

Business and Industry Services Course Statistics

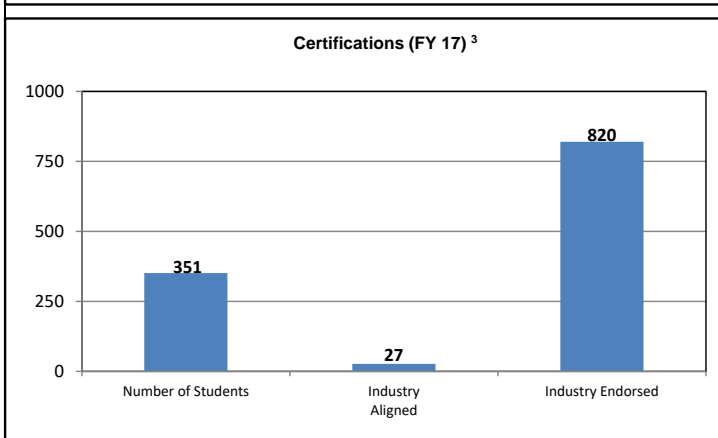
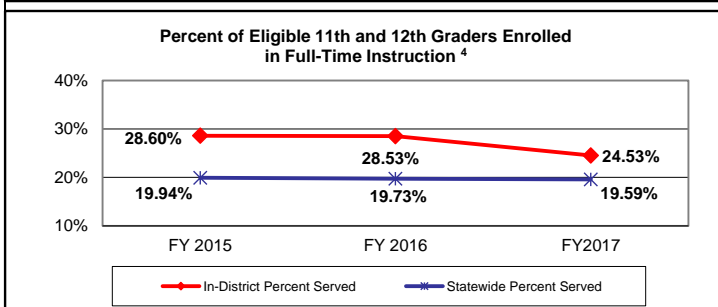
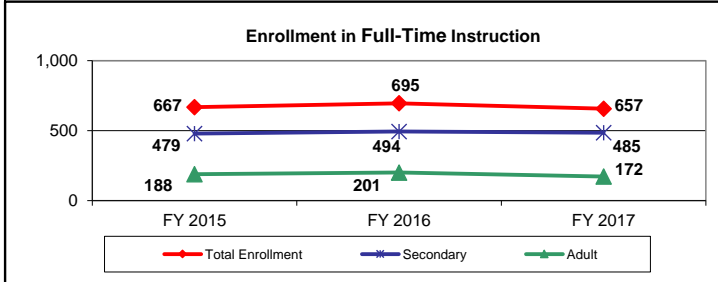
Program Type (FY 17)	Number of Classes	Hours of Training
Adult and Career Development	102	2,977
Industry Specific Training	253	2,472
Training for Industry Programs	0	0
Total	355	5,449
Total Adjunct Instructors:	82	
Total Businesses & Industries Served:	618	



FULL-TIME INSTRUCTION (FY 17)³

Instructors (FY 17)²

State Program Instructors	19
National Board Certified Instructors	0
Average Annual Salary for Instructors (base salary):	
10 month contract:	\$55,731
11 month contract:	\$60,918
12 month contract:	\$76,532



State Program Outcomes - Completion/Retention FY 17³

Technology Center			
Completion Status:	Secondary	Adult	All Students
Retained/Completers	67%	88%	72%
Transfers	31%	1%	23%
Leavers	2%	11%	4%

Statewide			
	Secondary	Adult	All Students
Retained/Completers	85%	88%	86%
Transfers	12%	2%	9%
Leavers	2%	10%	5%

State Program Outcomes - Placement FY 17³

Technology Center			
Placement Status:	Secondary	Adult	All Students
Total Positive Placement	94%	93%	94%
Military	3%	1%	3%
Employed Related	35%	64%	45%
Employed Not Related	7%	15%	10%
Continuing Education	49%	13%	36%
Unemployed Seeking	2%	4%	3%
Not in Labor Force	3%	4%	3%

Statewide			
Placement Status:	Secondary	Adult	All Students
Total Positive Placement	96%	92%	95%
Military	3%	1%	2%
Employed Related	24%	70%	42%
Employed Not Related	6%	9%	7%
Continuing Education	63%	12%	44%
Unemployed Seeking	3%	5%	4%
Not in Labor Force	2%	4%	2%

PROJECTS AND UNIQUE ATTRIBUTES⁵

With more than 30 years of service, Eastern Oklahoma County Technology Center is dedicated to serving the communities and business of Eastern Oklahoma County. Serving approximately 600 students in full-time programs a year, a growing population of adults and numerous area business leaders, EOCTC is committed to growing individuals and business by delivering services and training to promote success. EOCTC continues to grow and expand to meet the needs of a growing community and developing business sector.

EOCTC understands the influence and impact that can be made at an early age and has developed programs that reach out to students beginning in grade school. To better impact the business and industry sector, the Business and Industry Development Center continues to offer customized training and services, including a state-certified business incubator.

Definitions of all terms can be found in the glossary at the beginning of this document.

Data provided by the following sources:

¹ Office of Accountability, State of Oklahoma

² Oklahoma Department of Career and Technology Education, Technology Center Services Division

³ Oklahoma Department of Career and Technology Education, Information Management Division

⁴ Oklahoma Department of Education

⁵ Technology Center